




SCOPE OF CERTIFICATION

Enhanced Security Doorset to PAS24:2016

Manufacturer of Enhanced Security Doorsets in accordance with Exova BM TRADA Q-Mark Scheme requirements.
(Check with Secured by Design to ensure compliance with any additional requirements).

Multifab Ltd Chiswick Avenue Mildenhall Suffolk IP28 7AY		 <p>This scope of certification supports Certificate Number 050/201</p> <p style="font-size: small;">The validity of this scope document should be checked against the current schedule of the Company's certification listed on the Exova BM TRADA website www.exovabmtrada.com.</p>	
Completed: M. Chorlton	Checked: S. Hackett		
 			
Specification: Issue: 2 Date: 11 May 2017			
Issue: 1	Date: 30 Jan 2018	Details: First issue of scope.	
Specification Reference: D081-007		This document remains the intellectual property of Exova BM TRADA. It shall not be made available to another person or company without the prior written permission of Exova BM TRADA.	
Product Name: ADS 65 HD Range Single acting thermally broken aluminium doorsets: Outward opening single emergency exit doorset			
Doorset Classification 'D'			
Test evidence is held on file by Exova BM TRADA			
All Q-Mark certified doorsets must have evidence to demonstrate that the profiles, components and manufacturing procedures used meet the requirements of the appropriate material specific standards: BS 644 (timber); BS 4873 (aluminium); BS 6510 (steel); BS 7412 (PVC-U); BS 8529 (composite).			

1. Weather rating

1.1. BS6375 part 1 Exposure category 800U (on largest specimen)

2. Maximum door leaf size

2.1. Open out (not including frame)

1152mm wide x 2428mm high

3. Door leaf

	Material / type / dimensions (mm)	
3.1. Stiles	Thermally broken aluminium (Ref. 395 410)	Size: 65 x 98; Double rebate 57 x 15 & 16 x 9
	Thermally broken aluminium (Ref. 395 420)	Size: 65 x 98; Double rebate 57 x 15 & 16 x 9
	Thermally broken aluminium (Ref. 395 390)	Size: 65 x 98; Double rebate 57 x 15 & 16 x 9
	Thermally broken aluminium (Ref. 395 400)	Size: 65 x 98; Double rebate 57 x 15 & 16 x 9
	Thermally broken aluminium (Ref. 395 440)	Size: 65 x 125; Double rebate 57 x 15 & 16 x 9
	Thermally broken aluminium (Ref. 395 430)	Size: 65 x 125; Double rebate 57 x 15 & 16 x 9
3.2. Rails	Thermally broken aluminium (Ref. 167 670)	Size: 65 x 125; No rebate
	Thermally broken aluminium (Ref. 319 210)	Size: 65 x 125; No rebate
	Thermally broken aluminium (Ref. 167 130)	Size: 65 x 142; No rebate
	Thermally broken aluminium (Ref. 319 220)	Size: 65 x 142; No rebate
	Thermally broken aluminium (Ref. 167 140)	Size: 65 x 192; No rebate
	Thermally broken aluminium (Ref. 319 230)	Size: 65 x 192; No rebate
3.3. Midrails	Thermally broken aluminium (Ref. 362 120)	Size: 70 x 94
	Thermally broken aluminium (Ref. 364 020)	Size: 70 x 104
	Thermally broken aluminium (Ref. 364 030)	Size: 70 x 124
	Thermally broken aluminium (Ref. 364 040)	Size: 70 x 150
	Thermally broken aluminium (Ref. 364 480)	Size: 70 x 170
	Thermally broken aluminium (Ref. 364 050)	Size: 70 x 200
	Thermally broken aluminium (Ref. 364 060)	Size: 70 x 250
3.4. Joints	Crimped or nailed with cleats and PU adhesive	Adhesive: Schueco two component PUR (Ref 298 354)

4. Door frame

	Material / type / dimensions (mm)	
4.1. Head, cill & Jamb	Thermally broken aluminium (Ref. 362 100)	Size: 65 x 69; Double rebate 57 x 15 & 25 x 9
	Thermally broken aluminium (Ref. 397 680)	Size: 65 x 72; Double rebate 57 x 15 & 25 x 9
4.2. Threshold	Extruded aluminium low (Ref. 184 830)	Size: 45 x 4.5
	Extruded aluminium standard (Ref. 167 260)	Size: 46 x 20
	Thermally broken aluminium ramped (Ref. 370 940)	Size: 105 x 15
4.3. Drip bar	Aluminium (Ref 184 210)	Size: 16.5 x 15
4.4. Joints	Crimped or nailed with cleats and PU adhesive	Adhesive: Schueco two component PUR (Ref 298 354)

5. Hardware

	Make / type / size (mm)	Fixing details (dimensions in mm)
5.1. Hinge	SCHÜCO International KG (Ref: 239 590) Size: 78 x 201	Schueco hinge fixing kit 239 615 and 239 612
5.2. Hinge protection	SCHÜCO International KG (Ref: 239 636) Size: 8Ø x 15	Integral to hinge fixing
5.3. Lock	SCHÜCO International KG (Ref: 211 853) 4 dead bolts and latch Size: 24 wide	12 No 4.2 x 16 stainless steel screws (Ref. 225 010)
5.4. Lock keeps	Single piece keep (Ref: 240 536) Size: 24 wide	12 No 4.2 x 16 stainless steel screws (Ref. 225 010)
5.5. Panic Handle	Ref: SCHÜCO International KG (Ref. 240 192)	6 No M6 x 16 machine screws
5.6. Cylinder	YALE AS Platinum TS007 3- Star cylinder Size: 40/40	M5 machine screw through lock into cylinder
5.7. Cylinder protection	SCHÜCO International KG (Ref: 237 963) Size: 25Ø	Pressed into hole from external face and secured with metal adhesive
5.8. Letter plate	<ul style="list-style-type: none"> Any letter plate used on a Q-Mark certified doorset must have evidence of compliance with TS 008:2015 security grade 2. Maximum aperture size: 260mm x 40mm Installation height between 400mm – 1800mm 	

6. Perimeter sealing details

	Make / type / size (mm)	Fixing details (dimensions in mm)
6.1. Door edges	SCHÜCO EPDM (Ref: 224 683) Size: 10 blade	On rebate upstand
6.2. Frame reveal	Material: EPDM (Ref: 224 683) Size: 10 blade	On rebate upstand
6.3. Seal continuity	Seals uninterrupted on leaf and interrupted on frame	-

7. Glazing

	Make / type / size (mm)	Location (dimensions in mm)
7.1. Glass configuration	11-45 thick insulating glass unit (double glazed)	
	<p><i>All insulating glass units used within a Q-Mark certified door must:</i></p> <ul style="list-style-type: none"> • <i>Be certified by an accredited certification body to BS EN 1279 part 2 and part 6</i> • <i>When adjacent to doorsets or using non-key locking hardware, have at least 1 pane of glass laminated to BS EN 356 class P1A or higher.</i> • <i>Be identified in the fire test report or assessment report for this doorset.</i> 	
7.2. Max unit size	990 x 2239	-
7.3. Max sight size	955 x 2200	-
7.4. Glazing bead	Extruded aluminium (Ref. 184 020 / 184 030 / 184 040 / 184 050 / 184 060 / 184 070 / 184 080)	Internally beaded and fixed with clips
7.5. Beading clips	Internally beaded and fixed with clips (Ref. 203 101)	-
7.6. Gaskets	Material: EPDM (Ref. 224 378 / 224 350 / 224 539)	Between glass and bead
	Material: EPDM (Ref. 224 063)	Between glass and rebate upstand