

# SCOPE OF CERTIFICATION

## Aluminium Window Scheme to BS4873 & PAS24:2016

Manufacturer of Enhanced Security Windows in accordance with the Exova BM TRADA Q-Mark Scheme requirements.  
(Check with Secured by Design to ensure compliance with any additional requirements).

**Multifab Ltd**  
Chiswick Avenue  
Mildenhall  
Suffolk  
IP28 7AY



**This scope of certification supports**  
**WGPS Certificate 026/178**  
**ESW Certificate 031/172**

The validity of this scope document should be checked against the current schedule of the Company's certification listed on the Exova BM TRADA website [www.exovabmtrada.com](http://www.exovabmtrada.com).

Completed: **M. Chorlton**

Checked: **S. Hackett**

Specification: Issue: 4 Date: 11 May 2017

Issue: 2

Date: 30 Jan 2018

Details: Scope format updated to PAS 24: 2016.

Specification Reference: **W067-005**

Product Name:  
**AWS 70 HI, AWS 70 SL HI Range**  
**Inward opening, internally glazed, thermally broken aluminium multilight Tilt & Turn windows**

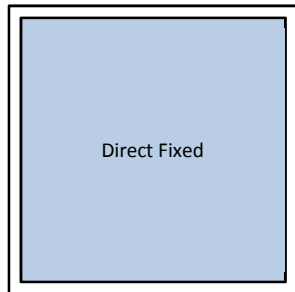
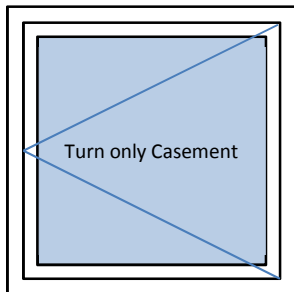
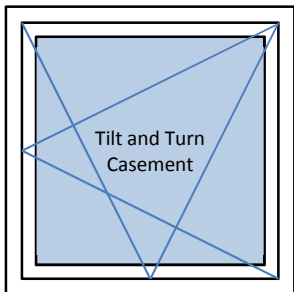
This document remains the intellectual property of Exova BM TRADA. It shall not be made available to another person or company without the prior written permission of Exova BM TRADA.

**Window Classification 'W'**

Test evidence is held on file by Exova BM TRADA

### Design Options

Designs shown below are diagrammatical only. Refer to minimum/ maximum sizes below for clarification.



Transom and mullion joints Type A, B, C, are only allowed within window outer frames for this scope.

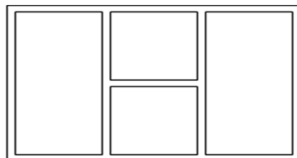
**Type A**

Transoms or mullions connected only to the outer frame/ casement



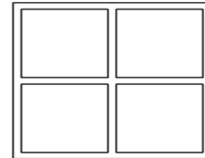
**Type B**

Transoms or mullions connecting to another transom or mullion as a 'T' joint.



**Type C**

Transoms or mullions connecting to another transom or mullion as a 'Cruciform' joint.



## Weather Rating

BS6375 part 1 Exposure category **2000** (on largest specimen)

## Maximum casement size

Tilt before turn (not including frame)	1700mm wide x 2100mm high
Turn before tilt (not including frame)	1000mm wide x 2500mm high
Turn only (not including frame)	1000mm wide x 2500mm high
Direct fixed (not including frame)	1635mm wide x 2500mm high

## Casement

	Material/type	Dimensions (mm)	Nom. Density (Kg/m <sup>3</sup> )
Stiles and rails	Thermally broken aluminium (Ref. 358 580)	70 x 80	-
	Thermally broken aluminium (Ref. 358 590)	70 x 80	-
	Thermally broken aluminium (Ref. 358 610)	78 x 80	-
	Thermally broken aluminium (Ref. 358 620)	78 x 80	-
	Thermally broken aluminium (Ref. 358 640)	78 x 80	-
	Thermally broken aluminium (Ref. 358 660)	88 x 80	-
	Thermally broken aluminium (Ref. 382 940)	88 x 80	-
	Thermally broken aluminium (Ref. 358 670)	98 x 80	-
	Thermally broken aluminium (Ref. 382 950)	98 x 80	-
Rebate	Double type	60 x 20 14 x 28	-
Joints	Crimped or nailed with cleats and PU adhesive	-	-

## Perimeter sealing details

	Make/type	Size (mm)	Location
Casement edges	EPDM (Ref. 224 310)	8 wide	Rebate upstand
Frame reveal	EPDM (Ref. 246 055 with 246 056 vulcanised corners)	24 wide	Rebate platform
Seal continuity	Seal uninterrupted	-	-

## Hardware

	Make/ type	Size (mm)	Fixing details (dimensions in mm)
Tilt and turn gear	Schueco Aven tec WK1 system (Ref. 275 149)	20 wide	Fixings are integral to hardware, which are interlocked with Aluminium profiles as per current Schueco manual
Lock Keeps	Schueco Aven tec WK1 system	-	Quantity and position as per current Schueco manual.
Handles	Schueco (Ref. 247 035)	135 lever	Quantity; 4mm x 15mm Security machine screw fixing into lock gearbox
Letter plate	<ul style="list-style-type: none"> <li>Any letter plate used on a Q-Mark certified doorset must have evidence of compliance with TS 008:2015 security grade 2.</li> <li>Maximum aperture size: 260mm x 40mm</li> <li>Installation height between 400mm – 1800mm</li> </ul>		

## Window frame

	Material/type	Dimensions (mm)	Nom. Density (Kg/m <sup>3</sup> )
Head / Jamb / Cill	Thermally broken aluminium (Ref. 358 130)	51 x 70	-
	Thermally broken aluminium (Ref. 358 140)	51 x 70	-
	Thermally broken aluminium (Ref. 358 150)	59 x 70	-
	Thermally broken aluminium (Ref. 358 160)	59 x 70	-
	Thermally broken aluminium (Ref. 358 380)	66 x 70	-
	Thermally broken aluminium (Ref. 368 860)	66 x 70	-
	Thermally broken aluminium (Ref. 358 170)	69 x 70	-
	Thermally broken aluminium (Ref. 358 180)	69 x 70	-
	Thermally broken aluminium (Ref. 358 240)	76 x 70	-
	Thermally broken aluminium (Ref. 358 330)	76 x 70	-
	Thermally broken aluminium (Ref. 358 340)	81 x 70	-
	Thermally broken aluminium (Ref. 358 250)	84 x 70	-
	Thermally broken aluminium (Ref. 358 350)	84 x 70	-
	Transom/ Mullion	Thermally broken aluminium (Ref. 358 240)	76 x 70
Thermally broken aluminium (Ref. 358 250)		84 x 70	-
Thermally broken aluminium (Ref. 358 750)		84 x 95	-
Thermally broken aluminium (Ref. 358 760)		84 x 120	-
Thermally broken aluminium (Ref. 358 770)		84 x 145	-
Thermally broken aluminium (Ref. 358 260)		94 x 70	-
Thermally broken aluminium (Ref. 358 780)		94 x 95	-
Thermally broken aluminium (Ref. 358 790)		94 x 120	-
Thermally broken aluminium (Ref. 358 800)		94 x 145	-
Thermally broken aluminium (Ref. 358 270)		104 x 70	-
Thermally broken aluminium (Ref. 358 280)		124 x 70	-
Thermally broken aluminium (Ref. 358 290)		150 x 70	-
Thermally broken aluminium (Ref. 358 300)		170 x 70	-
Joints	Crimped or nailed with cleats and PU adhesive	-	-

## Glazing

	Make/type/size (mm)	Location (dimensions in mm)
Glass configuration	24–62 thick (casement) and 24-52 thick (frame) insulating glass unit (double glazed)	If non-locking handle is used then at least 1 pane of glass must be laminated to BS EN 356 class P1A
Gaskets	Schüco (Ref. 244 538)	Between bead and glass
	Schüco (Ref. 224 769)	Between glass and rebate upstand
Glazing bead	Schüco (Ref. 184 080 / 184 060)	-
Bead fixings	Clip fitted into profiles and held with fixing clip (Ref. 203 102)	-