

SCOPE OF CERTIFICATION

Aluminium Window Scheme to BS4873 & PAS24:2016

Manufacturer of Enhanced Security Windows in accordance with the Exova BM TRADA Q-Mark Scheme requirements.
(Check with Secured by Design to ensure compliance with any additional requirements).

Multifab Ltd
Chiswick Avenue
Mildenhall
Suffolk
IP28 7AY



**This scope of certification supports
WGPS Certificate 026/178
ESW Certificate 031/172**

The validity of this scope document should be checked against the current schedule of the Company's certification listed on the Exova BM TRADA website www.exovabmtrada.com.

Completed: **M. Chorlton**

Checked: **S. Hackett**

Specification: Issue: 4 Date: 11 May 2017

Issue: 2

Date: 30 Jan 2018

Details: Scope format updated to PAS 24: 2016.

Specification Reference: **W067-003**

Product Name:
AWS 60 HI, AWS 60 SL HI Range
Inward opening, internally glazed, thermally broken aluminium multilight Tilt & Turn windows

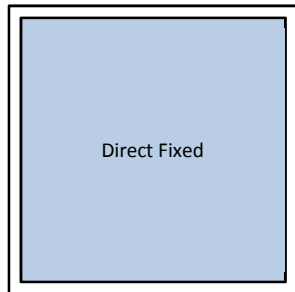
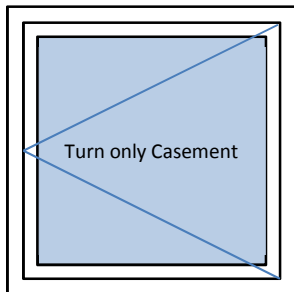
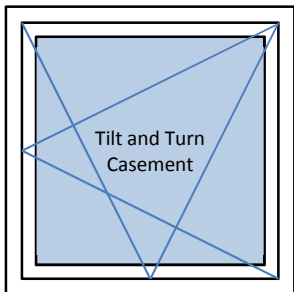
This document remains the intellectual property of Exova BM TRADA. It shall not be made available to another person or company without the prior written permission of Exova BM TRADA.

Window Classification 'W'

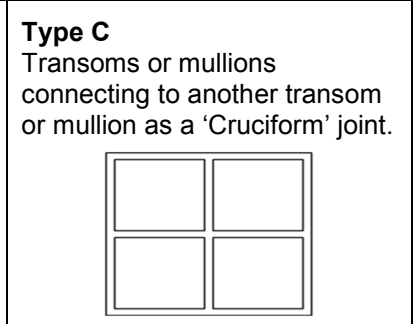
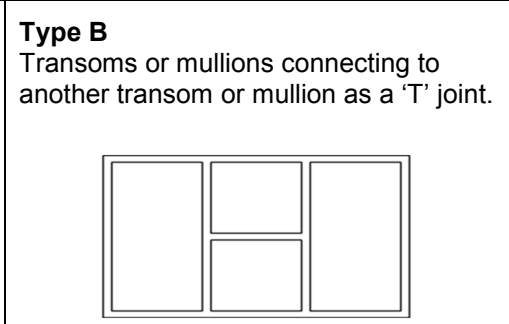
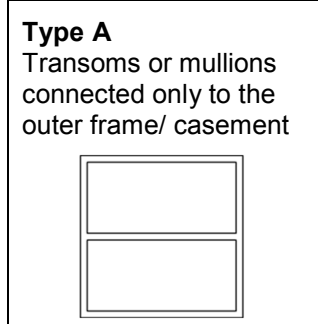
Test evidence is held on file by Exova BM TRADA

Design Options

Designs shown below are diagrammatical only. Refer to minimum/ maximum sizes below for clarification.



Transom and mullion joints Type A, B, C, are only allowed within window outer frames for this scope.



Weather Rating

BS6375 part 1 Exposure category **2000** (on largest specimen)

Maximum casement size

Tilt before turn (not including frame)	1700mm wide x 2100mm high
Turn before tilt (not including frame)	1000mm wide x 2500mm high
Turn only (not including frame)	1000mm wide x 2500mm high
Direct fixed (not including frame)	1635mm wide x 2500mm high

Casement

	Material/type	Dimensions (mm)	Nom. Density (Kg/m ³)
Stiles and rails	Thermally broken aluminium (Ref. 358 010)	70 x 70	-
	Thermally broken aluminium (Ref. 343 610)	78 x 70	-
	Thermally broken aluminium (Ref. 343 750)	78 x 70	-
	Thermally broken aluminium (Ref. 343 620)	78 x 70	-
	Thermally broken aluminium (Ref. 374 820)	88 x 70	-
	Thermally broken aluminium (Ref. 343 640)	88 x 70	-
	Thermally broken aluminium (Ref. 374 830)	98 x 70	-
	Thermally broken aluminium (Ref. 343 650)	98 x 70	-
Rebate	Double type	60 x 20 14 x 28	-
Joints	Crimped or nailed with cleats and PU adhesive	-	-

Perimeter sealing details

	Make/type	Size (mm)	Location
Casement edges	EPDM (Ref. 224 310)	8 wide	Rebate upstand
Frame reveal	EPDM (Ref. 224 513 with 224 514 vulcanised corners)	24 wide	Rebate platform
Seal continuity	Seal uninterrupted	-	-

Hardware

	Make/ type	Size (mm)	Fixing details (dimensions in mm)
Tilt and turn gear	Schueco Aven tec WK1 system (Ref. 275 149)	20 wide	Fixings are integral to hardware, which are interlocked with Aluminium profiles as per current Schueco manual
Lock Keeps	Schueco Aven tec WK1 system	-	Quantity and position as per current Schueco manual.
Handles	Schueco (Ref. 247 035)	135 lever	Quantity; 4mm x 15mm Security machine screw fixing into lock gearbox
Letter plate	<ul style="list-style-type: none"> Any letter plate used on a Q-Mark certified doorset must have evidence of compliance with TS 008:2015 security grade 2. Maximum aperture size: 260mm x 40mm Installation height between 400mm – 1800mm 		

Window frame

	Material/type	Dimensions (mm)	Nom. Density (Kg/m ³)
Head / Jamb / Cill	Thermally broken aluminium (Ref. 343 050)	51 x 60	-
	Thermally broken aluminium (Ref. 343 730)	51 x 60	-
	Thermally broken aluminium (Ref. 343 060)	59 x 60	-
	Thermally broken aluminium (Ref. 343 720)	59 x 60	-
	Thermally broken aluminium (Ref. 366 690)	66 x 60	-
	Thermally broken aluminium (Ref. 343 070)	69 x 60	-
	Thermally broken aluminium (Ref. 343 740)	69 x 60	-
	Thermally broken aluminium (Ref. 343 220)	76 x 60	-
	Thermally broken aluminium (Ref. 343 260)	76 x 60	-
	Thermally broken aluminium (Ref. 343 120)	76 x 60	-
	Thermally broken aluminium (Ref. 343 560)	76 x 67	-
	Thermally broken aluminium (Ref. 343 130)	81 x 60	-
	Thermally broken aluminium (Ref. 343 230)	84 x 60	-
	Thermally broken aluminium (Ref. 343 270)	84 x 60	-
	Thermally broken aluminium (Ref. 343 570)	84 x 67	-
Transom/ Mullion	Thermally broken aluminium (Ref. 343 260)	76 x 60	-
	Thermally broken aluminium (Ref. 343 560)	76 x 67	-
	Thermally broken aluminium (Ref. 343 270)	84 x 60	-
	Thermally broken aluminium (Ref. 343 570)	84 x 67	-
	Thermally broken aluminium (Ref. 343 340)	84 x 85	-
	Thermally broken aluminium (Ref. 343 350)	84 x 110	-
	Thermally broken aluminium (Ref. 343 360)	84 x 135	-
	Thermally broken aluminium (Ref. 343 280)	94 x 60	-
	Thermally broken aluminium (Ref. 343 580)	94 x 67	-
	Thermally broken aluminium (Ref. 343 370)	94 x 85	-
	Thermally broken aluminium (Ref. 343 380)	94 x 110	-
	Thermally broken aluminium (Ref. 343 390)	94 x 135	-
	Thermally broken aluminium (Ref. 343 290)	104 x 60	-
	Thermally broken aluminium (Ref. 343 300)	124 x 60	-
	Thermally broken aluminium (Ref. 343 310)	150 x 60	-
Thermally broken aluminium (Ref. 374 970)	170 x 60	-	
Joints	Crimped or nailed with cleats and PU adhesive	-	-

Glazing

	Make/type/size (mm)	Location (dimensions in mm)
Glass configuration	24–50 thick (casement) and 24-40 thick (frame) insulating glass unit (double glazed)	If non-locking handle is used then at least 1 pane of glass must be laminated to BS EN 356 class P1A
Gaskets	Schüco (Ref. 244 538)	Between bead and glass
	Schüco (Ref. 224 769)	Between glass and rebate upstand
Glazing bead	Schüco (Ref. 184 060 / 184 040)	-
Bead fixings	Clip fitted into profiles and held with fixing clip (Ref. 203 102)	-